

CIVIL ACCOUNTSForm No. **AG** 125
A

OF

THE STATE OF MEGHALAYA

FOR

JULY 2019

GENERAL STATEMENT OF ACCOUNTS

Head of Account	Current Month	Progressive
Part I - Consolidated Fund		
Total - Revenue Receipts :	5,43,81,69,528	20,62,42,55,580
Total - Expenditure met from Revenue :	5,06,84,18,416	23,40,49,79,066
Total - Capital Account Outside the Revenue Account :	4,30,72,097	1,37,50,13,403
Net Public Debt and Loans and Advances by the State Government	1,97,80,29,743	1,50,84,18,413
Inter State Settlement Account :		
Appropriation of Contingency Fund :		
Net Part I - Consolidated Fund :	2,30,47,08,758	-2,64,73,18,476
Net Part II - Contingency Fund :	-18,19,725	-18,19,725
Net Part III - Public Account :	-2,82,43,75,646	5,33,00,14,251
Total - Transaction :	-52,14,86,613	2,68,08,76,050
Opening Balance :	64,52,89,368	-2,55,70,73,296
Closing Balance :	12,38,02,754	12,38,02,754

Heads of Accounts	Current	Progressive
Part I-Consolidated Fund-		
Receipt Heads (Revenue Account)		
A. Tax Revenue		
(a) Goods and Services Tax		
0005 Central Goods and Services Tax (CGST)	52,51,00,000	4,04,17,00,000
0006 State Goods and Services Tax (SGST)	26,42,85,143	1,24,85,87,999
Total (a) Goods and Services Tax :	78,93,85,143	5,29,02,87,999
(b) Taxes on Income and Expenditure		
0020 Corporation Tax	1,28,50,00,000	3,91,90,00,000
0021 Taxes on Income Other than Corporation Tax	78,28,00,000	2,99,59,00,000
0028 Other Taxes on Income and Expenditure	10,23,122	3,65,92,945
Total (b) Taxes on Income and Expenditure :	2,06,88,23,122	6,95,14,92,945
(c) Taxes on Property, Capital and Other Transactions		
0029 Land Revenue	8,67,059	43,52,913
0030 Stamps and Registration Fees	1,07,00,443	9,70,86,175
Total (c) Taxes on Property, Capital and Other Transactions :	1,15,67,502	10,14,39,088
(d) Taxes on Commodities and Services other than Goods and Services Tax		
0037 Customs	33,83,00,000	1,06,85,00,000
0038 Union Excise Duties	36,11,00,000	80,93,00,000
0039 State Excise	18,13,80,619	77,26,00,061
0040 Taxes on Sales, Trade etc.	32,56,35,803	1,72,73,29,564
0041 Taxes on Vehicles	6,33,53,231	28,34,73,254
0042 Taxes on Goods and Passengers	87,28,214	3,18,36,080
0043 Taxes and Duties on Electricity	6,03,949	38,80,559
0045 Other Taxes and Duties on Commodities and Services	29,02,643	2,17,47,816
Total (d) Taxes on Commodities and Services other than Goods and Service	1,28,20,04,459	4,71,86,67,334
Total A. Tax Revenue :	4,15,17,80,226	17,06,18,87,366
B. Non-Tax Revenue		
(b) Interest Receipts, Dividends and Profits		
0049 Interest Receipts	45,04,915	1,99,97,800
0050 Dividends and Profits	1,000	1,000

Heads of Accounts	Current	Progressive
B. Non-Tax Revenue		
(b) Interest Receipts, Dividends and Profits		
Total (b) Interest Receipts, Dividends and Profits :	45,05,915	1,99,98,800
(c) Other Non-Tax Revenue		
(i) General Services		
0051 Public Service Commission		54,298
0055 Police	76,28,577	2,90,14,944
0058 Stationery and Printing	3,69,945	7,78,777
0059 Public Works	24,70,388	1,08,13,415
0070 Other Administrative Services	1,30,84,229	2,42,95,482
0071 Contributions and Recoveries towards Pension and Other Retirement Benefits	21,97,288	40,48,904
0075 Miscellaneous General Services	3,48,780	3,48,780
Total(i) General Services :	2,60,99,207	6,93,54,600
(ii) Social Services		
0202 Education, Sports, Art and Culture	5,47,294	29,00,465
0210 Medical and Public Health	16,50,681	67,12,842
0215 Water Supply and Sanitation	30,73,652	1,70,93,057
0216 Housing	4,05,020	17,78,845
0217 Urban Development	17,124	69,874
0220 Information and Publicity	7,800	16,41,360
0230 Labour and Employment	16,78,672	2,73,60,674
0235 Social Security and Welfare	2,750	35,530
Total(ii) Social Services :	73,82,993	5,75,92,647
(iii) Economic Services		
0401 Crop Husbandry	29,23,989	1,14,97,720
0403 Animal Husbandry	17,19,099	65,86,721
0404 Dairy Development	45,660	45,660
0405 Fisheries	10,200	10,200
0406 Forestry and Wild Life	3,37,22,508	21,63,90,929

**CIVIL ACCOUNTS OF THE STATE OF MEGHALAYA
FOR JULY 2019**

Run Date :

02/09/2019

Heads of Accounts	Current	Progressive
B. Non-Tax Revenue		
(c) Other Non-Tax Revenue		
(iii) Economic Services		
0425 Co-operation	28,376	83,951
0435 Other Agricultural Programmes	5,91,478	53,80,449
0515 Other Rural Development Programmes		7,500
0702 Minor Irrigation	11,06,225	23,83,953
0801 Power		1,02,85,000
0851 Village and Small Industries	3,40,328	23,82,319
0853 Non-ferrous Mining and Metallurgical Industries	58,97,92,781	1,65,75,72,936
1452 Tourism	54,000	2,62,855
1456 Civil Supplies	1,07,513	1,30,925
1475 Other General Economic Services	8,73,030	37,17,350
<hr/>		
Total(iii) Economic Services :	63,13,15,187	1,91,67,38,468
<hr/>		
Total (c) Other Non-Tax Revenue :	66,47,97,387	2,04,36,85,715
<hr/>		
Total B. Non-Tax Revenue :	66,93,03,302	2,06,36,84,515
C.Grants-in-Aid and Contributions		
1601 Grants-in-aid from Central Government	61,70,86,000	1,49,86,83,699
<hr/>		
Total :	61,70,86,000	1,49,86,83,699
<hr/>		
Total C.Grants-in-Aid and Contributions :	61,70,86,000	1,49,86,83,699
<hr/>		
Total - Revenue Heads (Revenue Account)	5,43,81,69,528	20,62,42,55,580

**CIVIL ACCOUNTS
OF THE STATE OF MEGHALAYA
FOR JULY 2019**

Run Date :

02-SEP-19

Heads of Account	Current	Progressive	
	Amount	Amount	
Expenditure Heads (Revenue Account)			
A. GENERAL SERVICES			
(a) Organs of State			
2011	Parliament/State/Union Territory Legislatures	4,64,11,412	25,05,42,599
2012	President, Vice President/Governor, Administrator of Union Territories	66,18,103	3,28,61,722
2013	Council of Ministers	32,75,289	1,79,81,480
2014	Administration of Justice	3,05,51,096	11,06,85,263
2015	Elections	1,66,31,982	5,08,27,876
Total (a) Organs of State		10,34,87,882	46,28,98,940
(b) Fiscal Services			
(ii) Collection of Taxes on Property and Capital Transactions			
2029	Land Revenue	1,29,15,366	5,02,36,093
2030	Stamps and Registration	15,79,097	66,70,569
Total(ii) Collection of Taxes on Property and Capital Transactions		1,44,94,463	5,69,06,662
(iii) Collection of Taxes on Commodities and Services			
2039	State Excise	1,69,48,483	6,03,74,114
2040	Taxes on Sales, Trade etc.	2,00,80,524	7,50,28,449
2041	Taxes on Vehicles	1,01,30,217	3,77,18,470
2045	Other Taxes and Duties on Commodities and Services	16,74,055	61,50,703
Total(iii) Collection of Taxes on Commodities and Services		4,88,33,279	17,92,71,736
(iv) Other Fiscal Services			
2047	Other Fiscal Services	4,17,865	15,95,536
Total(iv) Other Fiscal Services		4,17,865	15,95,536
Total (b) Fiscal Services		6,37,45,607	23,77,73,934
(c) Interest payment and servicing of debt			
2049	Interest Payments	32,73,43,184	1,67,34,19,990
Total (c) Interest payment and servicing of debt		32,73,43,184	1,67,34,19,990
(d) Administrative Services			
2051	Public Service Commission	42,01,072	1,56,00,562
2052	Secretariat-General Services	7,09,41,145	30,54,67,917
2053	District Administration	5,27,01,964	15,52,25,076
2054	Treasury and Accounts Administration	2,85,13,141	11,46,94,320
2055	Police	65,22,75,794	2,74,00,58,687
2056	Jails	1,43,24,889	4,53,42,891

**CIVIL ACCOUNTS
OF THE STATE OF MEGHALAYA
FOR JULY 2019**

Run Date :

02-SEP-19

Heads of Account	Current	Progressive
	Amount	Amount
A. GENERAL SERVICES		
(d) Administrative Services		
2058 Stationery and Printing	2,91,95,208	10,65,84,732
2059 Public Works	16,37,53,784	69,08,66,292
2062 Vigilance	14,000	2,59,494
2070 Other Administrative Services	10,30,89,035	36,21,31,547
Total (d) Administrative Services	1,11,90,10,032	4,53,62,31,518
(e) Pensions and Miscellaneous General Services		
2071 Pensions and other Retirement Benefits	78,58,70,111	3,42,91,10,726
2075 Miscellaneous General Services	9,13,562	36,79,559
Total (e) Pensions and Miscellaneous General Services	78,67,83,673	3,43,27,90,285
Total A. GENERAL SERVICES	2,40,03,70,378	10,34,31,14,667
B. SOCIAL SERVICES		
(a) Education, Sports, Art and Culture		
2202 General Education	1,17,10,95,379	4,45,57,08,710
2203 Technical Education	1,34,24,453	4,69,19,404
2204 Sports and Youth Services	1,22,67,821	4,36,64,474
2205 Art and Culture	71,58,327	2,66,59,865
Total (a) Education, Sports, Art and Culture	1,20,39,45,980	4,57,29,52,453
(b) Health and Family Welfare		
2210 Medical and Public Health	36,95,47,246	1,56,52,93,287
2211 Family Welfare	4,77,65,770	18,47,35,357
Total (b) Health and Family Welfare	41,73,13,016	1,75,00,28,644
(c) Water Supply, Sanitation, Housing and Urban Development		
2215 Water Supply and Sanitation	14,70,97,609	69,75,26,026
2216 Housing	1,61,67,802	7,80,20,124
2217 Urban Development	91,77,801	3,70,64,969
Total (c) Water Supply, Sanitation, Housing and Urban Development	17,24,43,212	81,26,11,119
(d) Information and Broadcasting		
2220 Information and Publicity	98,29,286	3,78,13,620
Total (d) Information and Broadcasting	98,29,286	3,78,13,620
(e) Welfare of Scheduled Castes, Scheduled Tribes and Other Backward Classes		
2225 Welfare of Scheduled Castes, Scheduled Tribes, Other Backward Classes and Minorities		18,70,00,000

**CIVIL ACCOUNTS
OF THE STATE OF MEGHALAYA
FOR JULY 2019**

Run Date :

02-SEP-19

Heads of Account	Current	Progressive
	Amount	Amount
B. SOCIAL SERVICES		
(e) Welfare of Scheduled Castes, Scheduled Tribes and Other Backward Classes		
Total (e) Welfare of Scheduled Castes, Scheduled Tribes and Other Backward Classes		18,70,00,000
(f) Labour and Labour Welfare		
2230 Labour, Employment and Skill Development	3,25,46,697	11,67,38,330
Total (f) Labour and Labour Welfare	3,25,46,697	11,67,38,330
(g) Social Welfare and Nutrition		
2235 Social Security and Welfare	4,00,06,492	1,14,62,72,459
2236 Nutrition	2,24,500	9,05,468
2245 Relief on account of Natural Calamities	16,90,931	44,34,694
Total (g) Social Welfare and Nutrition	4,19,21,923	1,15,16,12,621
(h) Others		
2251 Secretariat-Social Services	76,94,245	3,22,64,370
Total (h) Others	76,94,245	3,22,64,370
Total B. SOCIAL SERVICES	1,88,56,94,359	8,66,10,21,157
C. ECONOMIC SERVICES		
(a) Agriculture and Allied Activities		
2401 Crop Husbandry	6,80,95,101	27,43,96,946
2402 Soil and Water Conservation	5,55,76,130	21,66,76,484
2403 Animal Husbandry	9,32,22,531	31,85,45,894
2404 Dairy Development	93,89,253	2,94,29,666
2405 Fisheries	1,44,43,745	5,49,64,771
2406 Forestry and Wild Life	7,97,35,644	27,28,33,821
2415 Agricultural Research and Education	1,31,05,058	4,99,15,705
2425 Co-operation	1,96,86,479	7,13,28,622
2435 Other Agricultural Programmes	47,43,219	1,93,03,460
Total (a) Agriculture and Allied Activities	35,79,97,160	1,30,73,95,369
(b) Rural Development		
2505 Rural Employment		72,90,68,366
2515 Other Rural Development Programmes	6,70,76,603	23,91,86,639
Total (b) Rural Development	6,70,76,603	96,82,55,005
(c) Special Areas Programmes		
2575 Special Programmes for Rural Development	52,28,288	1,95,20,561
Total (c) Special Areas Programmes	52,28,288	1,95,20,561

**CIVIL ACCOUNTS
OF THE STATE OF MEGHALAYA
FOR JULY 2019**

Run Date :

02-SEP-19

Heads of Account	Current	Progressive
	Amount	Amount
C. ECONOMIC SERVICES		
(d) Irrigation and Flood Control		
2702 Minor Irrigation	2,91,88,381	11,98,92,397
2711 Flood Control and Drainage	1,74,347	7,38,492
Total (d) Irrigation and Flood Control	2,93,62,728	12,06,30,889
(f) Industry and Minerals		
2851 Village and Small Industries	5,82,60,315	21,27,37,818
2852 Industries	72,22,234	2,74,53,718
2853 Non-ferrous Mining and Metallurgical Industries	16,23,14,167	19,75,98,259
Total (f) Industry and Minerals	22,77,96,716	43,77,89,795
(g) Transport		
3054 Roads and Bridges	2,74,95,488	48,57,17,911
Total (g) Transport	2,74,95,488	48,57,17,911
(i) Science Technology and Environment		
3425 Other Scientific Research	4,03,802	16,68,232
Total (i) Science Technology and Environment	4,03,802	16,68,232
(j) General Economic Services		
3451 Secretariat-Economic Services	2,65,13,401	85,55,75,686
3452 Tourism	71,89,844	7,75,54,205
3454 Census Survey and Statistics	1,47,68,956	5,67,95,399
3456 Civil Supplies	1,35,47,544	5,03,79,216
3475 Other General Economic Services	49,73,149	1,95,60,974
Total (j) General Economic Services	6,69,92,894	1,05,98,65,480
Total C. ECONOMIC SERVICES	78,23,53,679	4,40,08,43,242
Total-A.B.C. (Expenditure Heads-Revenue Account)	5,06,84,18,416	23,40,49,79,066

**CIVIL ACCOUNTS
OF THE STATE OF MEGHALAYA
FOR JULY 2019**

Run Date :

02-SEP-19

Heads of Account	Current	Progressive
	Amount	Amount
 (Expenditure Heads-Capital Account)		
A. Capital Accounts of General Services		
4059 Capital Outlay on Public Works		7,28,53,294
<hr style="border-top: 1px dotted black;"/>		
Total		7,28,53,294
Total A. Capital Accounts of General Services		7,28,53,294
B. Capital Account of Social Services		
(b) Capital Account of Health and Family Welfare		
4210 Capital Outlay on Medical and Public Health		11,69,17,364
<hr style="border-top: 1px dotted black;"/>		
Total (b) Capital Account of Health and Family Welfare		11,69,17,364
(c) Capital Account of Water Supply, Sanitation, Housing and Urban Development		
4215 Capital Outlay on Water Supply and Sanitation	1,15,49,646	31,90,49,681
<hr style="border-top: 1px dotted black;"/>		
Total (c) Capital Account of Water Supply, Sanitation, Housing and Urban Development	1,15,49,646	31,90,49,681
Total B. Capital Account of Social Services	1,15,49,646	43,59,67,045
C. Capital Account of Economic Services		
(d) Capital Account of Irrigation and Flood Control		
4711 Capital Outlay on Flood Control Projects		50,00,000
<hr style="border-top: 1px dotted black;"/>		
Total (d) Capital Account of Irrigation and Flood Control		50,00,000
(g) Capital Account of Transport		
5054 Capital Outlay on Roads and Bridges	3,15,22,451	86,11,93,064
<hr style="border-top: 1px dotted black;"/>		
Total (g) Capital Account of Transport	3,15,22,451	86,11,93,064
Total C. Capital Account of Economic Services	3,15,22,451	86,61,93,064
Total-Expenditure Heads-Capital Account	4,30,72,097	1,37,50,13,403
<hr/>		
Total - Expenditure.(Rev. & Cap.)C.O.	5,11,14,90,513	24,77,99,92,469
<hr/>		

**CIVIL ACCOUNTS OF THE STATE OF MEGHALAYA
FOR JULY 2019**

Run Date 02/09/2019

Heads of Account	Receipt		Payment		
	Current	Progressive	Current	Progressive	
PART III-PUBLIC ACCOUNT					
E. Public Debt					
6003	Internal Debt of the State Government	2,00,00,00,000	2,09,75,91,000	3,65,29,780	69,85,45,970
6004	Loans and Advances from the Central Government	32,79,000	2,74,11,000	2,06,29,507	4,14,14,654
Total E. Public Debt		2,00,32,79,000	2,12,50,02,000	5,71,59,287	73,99,60,624
F. Loans and Advances					
(a) Loans for Social Services					
6216	Loans for Housing	73,626	3,43,726		
Total (a) Loans for Social Services		73,626	3,43,726		
(c) Loans to Government Servants					
7610	Loans to Government Servants etc	3,18,36,404	12,30,33,311		
Total (c) Loans to Government Servants		3,18,36,404	12,30,33,311		
Total F. Loans and Advances		3,19,10,030	12,33,77,037		
Total - E & F C.O.		2,03,51,89,030	2,24,83,79,037	5,71,59,287	73,99,60,624
Total- Rev. Head + E & F		7,47,33,58,558	22,87,26,34,617	5,16,86,49,800	25,51,99,53,093
Total-Part I Consolidated Fund		7,47,33,58,558	22,87,26,34,617	5,16,86,49,800	25,51,99,53,093
PART III-PUBLIC ACCOUNT					
NULL (RESERVED FOR 8000)					
8000	Contingency Fund			18,19,725	18,19,725
Total NULL (RESERVED FOR 8000)				18,19,725	18,19,725
Total-Consolidated and Contingency Fund		7,47,33,58,558	22,87,26,34,617	5,17,04,69,525	25,52,17,72,818

**CIVIL ACCOUNTS OF THE STATE OF MEGHALAYA
FOR JULY 2019**

Run Date 02/09/2019

Heads of Account	Receipt		Payment	
	Current	Progressive	Current	Progressive
PART III-PUBLIC ACCOUNT				
I. Small Savings , Provident Funds, etc.				
(b) State Provident Funds				
8009 State Provident Funds	25,32,40,530	96,61,06,112	11,70,50,919	69,64,43,023
Total (b) State Provident Funds	25,32,40,530	96,61,06,112	11,70,50,919	69,64,43,023
Total I. Small Savings , Provident Funds, etc.	25,32,40,530	96,61,06,112	11,70,50,919	69,64,43,023
J. Reserve Fund				
(b) Reserve Funds not bearing Interest				
8222 Sinking Funds		35,94,252		
Total (b) Reserve Funds not bearing Interest		35,94,252		
Total J. Reserve Fund		35,94,252		
K. Deposit and Advances				
(a) Deposits bearing Interest				
8342 Other Deposits	4,21,34,790	15,84,46,293	4,19,14,193	15,82,70,793
Total (a) Deposits bearing Interest	4,21,34,790	15,84,46,293	4,19,14,193	15,82,70,793
(b) Deposits not bearing Interest				
8443 Civil Deposits	30,74,00,211	1,10,56,34,568	19,88,35,258	4,85,93,74,140
8449 Other Deposits	3,30,81,340	3,30,81,340		
Total (b) Deposits not bearing Interest	34,04,81,551	1,13,87,15,908	19,88,35,258	4,85,93,74,140
(c) Advances				
8550 Civil Advances	1,74,73,748	6,45,54,910	1,74,73,748	6,45,54,910
Total (c) Advances	1,74,73,748	6,45,54,910	1,74,73,748	6,45,54,910
Total K. Deposit and Advances	40,00,90,089	1,36,17,17,111	25,82,23,199	5,08,21,99,843
L. Suspense and Miscellaneous				
(b) Suspense				
8658 Suspense Accounts	48,73,13,733	4,56,22,39,114	1,97,51,859	11,09,90,721
Total (b) Suspense	48,73,13,733	4,56,22,39,114	1,97,51,859	11,09,90,721
(c) Other Accounts				
8671 Departmental Balances	1,12,673	2,32,72,633		2,30,49,592
8672 Permanent Cash Imprest			4,329	8,829
8673 Cash Balance Investment Account	9,23,75,31,244	58,42,52,33,314	10,80,74,87,698	54,09,15,53,103
8675 Deposits with Reserve Bank	32,11,86,75,230	1,59,32,91,98,846	32,11,86,75,230	1,59,32,91,98,846
Total (c) Other Accounts	41,35,63,19,147	2,17,77,77,04,793	42,92,61,67,257	2,13,44,38,10,370
Total L. Suspense and Miscellaneous	41,84,36,32,880	2,22,33,99,43,907	42,94,59,19,116	2,13,55,48,01,091

**CIVIL ACCOUNTS OF THE STATE OF MEGHALAYA
FOR JULY 2019**

Run Date 02/09/2019

Heads of Account	Receipt		Payment		
	Current	Progressive	Current	Progressive	
M. Remittances					
(a) Money Orders, and other Remittances					
8782	Cash Remittances and adjustments between officers rendering accounts to the same Accounts Officer	50,57,58,989	4,90,69,25,914	2,50,60,44,725	4,90,69,94,800
Total (a) Money Orders, and other Remittances		50,57,58,989	4,90,69,25,914	2,50,60,44,725	4,90,69,94,800
(b) Inter- Government Adjustment Account					
8793	Inter-State Suspense Account	-13,07,574	-58,007	-14,47,398	77,76,282
Total (b) Inter- Government Adjustment Account		-13,07,574	-58,007	-14,47,398	77,76,282
Total M. Remittances		50,44,51,415	4,90,68,67,907	2,50,45,97,327	4,91,47,71,082
Total-Part III Public Accounts		43,00,14,14,914	2,29,57,82,29,289	45,82,57,90,561	2,24,24,82,15,039
Total - Consolidated/Contingency Fund & Public Account		50,47,47,73,472	2,52,45,08,63,906	50,99,62,60,086	2,49,76,99,87,856

44


Run Date: 02/09/2019
for the month of July 2019 completed


1. Certified that the Consolidated Abstract of the accounts of the Government and filed in my office and signed by me on the

2. Certified that the closing balance under head "Deposits with the Reserve Bank" as shown in my account is being reconciled with the balance shown in the statement of Reserve Bank Deposits received from the Central Accounts office Reserve Bank.


3. The General statement of Account is given below:-


Heads	Amount(As Per Accounts) Rs.	Amount(As Per R.B.I) Rs.
Opening Balance :		
Cash in Treasury :	64,52,89,367.84	
Cash in Transit :	37,23,81,244.00	-26,99,71,024.92
Deposit with the Reserve Bank :	0.00	0.00
Receipt of the month :	27,29,08,123.84	
Total Receipt :	5047,47,73,471.70	-26,99,71,024.92
Disbursement of the month :	5112,00,62,839.54	1776,27,95,658.90
Closing Balance :	5099,62,60,085.85	1749,28,24,633.98
Details of Closing Balance :	12,38,02,753.69	1768,07,03,620.05
Cash in Treasury :		-18,78,78,986.07
Cash in Transit :	10,73,25,666.00	
Deposit with Reserve Bank :	.00	.00
Total :	1,64,77,087.69	-18,78,78,986.07
	5112,00,62,839.54	1749,28,24,633.98

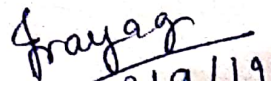

Accountant General, (A&E)
Meghalaya, Shillong


29/1/19

सह: लेखा अधिकारी
हालेखाकार का कार्यालय(ले.व.ह.),
मेघालय, शिल्लॉंग-793001
Asstt. Accounts Officer
To the Accountant General (A&E).
Meghalaya, Shillong


वरिष्ठ लेखा अधिकारी
महालेखाकार का कार्यालय (ले.व.ह.),
मेघालय, शिल्लॉंग
Sr. Accounts Officer
O/o the Accountant General (A&E),
Meghalaya, Shillong


उप- महालेखाकार (लेखा)
Deputy Accountant General (A&E)
मेघालय ईन्चार्जि. जिल्लॉंग
Meghalaya Shillong


29/1/19

14